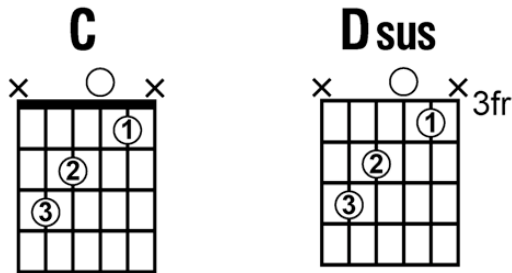


Creating New Sounds with Familiar Chords

Wouldn't it be great if you could use the same chords you already know to get fresh new sounds? Taking familiar chords that use open strings and moving them around on the guitar neck can often create great sounding new chords. And the best part is that you don't need to learn a new chord shape. Here are the chords shown in the video based off of chords you should already know.

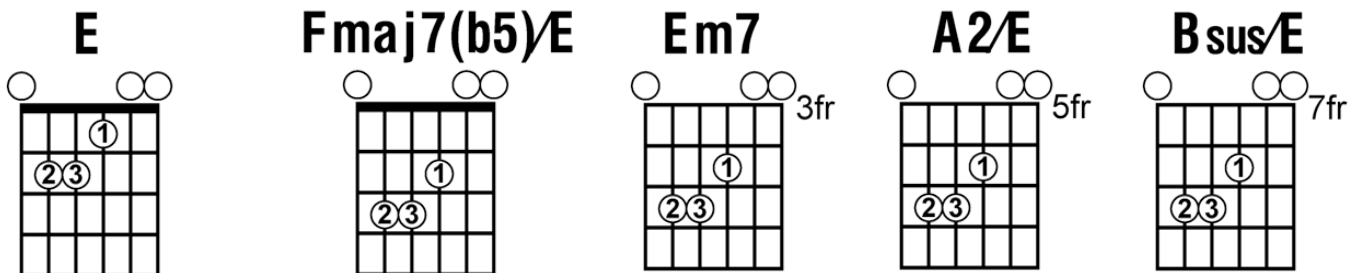
Open C Chord to Dsus

For example, here is a normal open C chord. When this same finger pattern is moved up 2 frets it creates a great sounding Dsus chord.



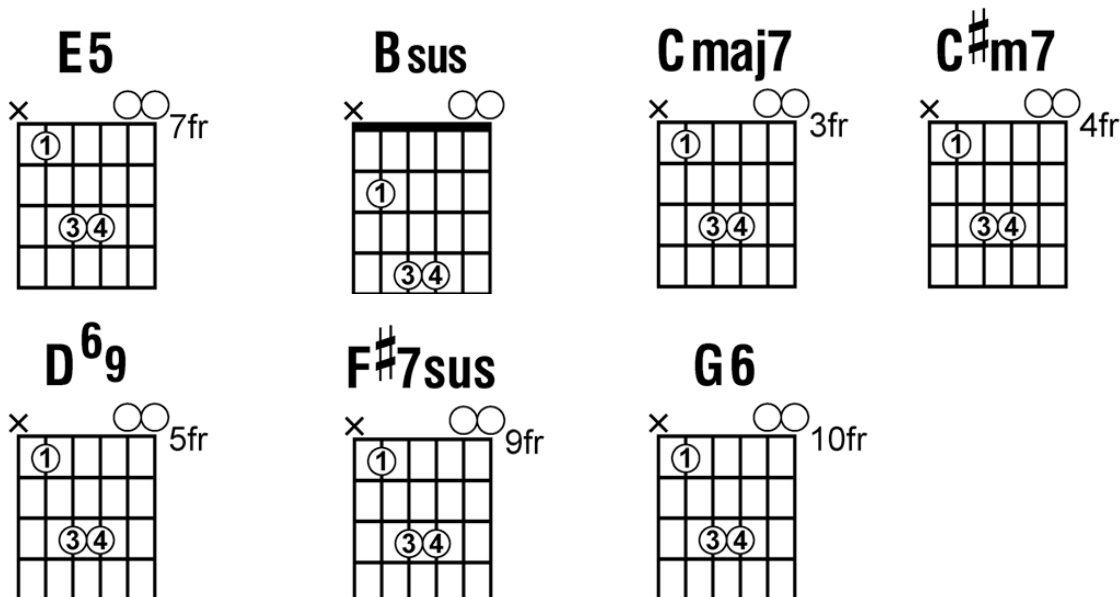
Open E Chord Shapes

An open E chord shape can be used to form several other chords with rich harmonies.



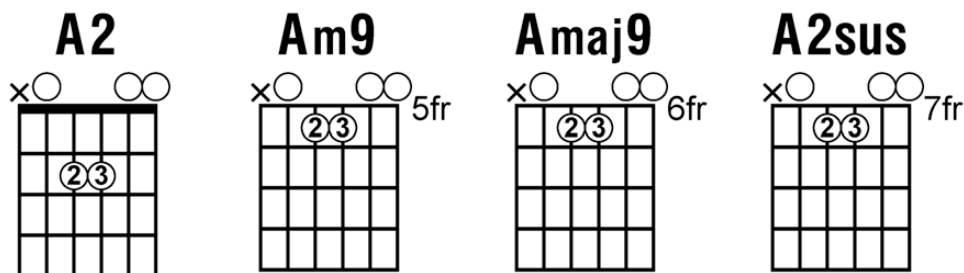
Power Chord E5 Shapes

A power chord E5 shape can be moved around to create many great sounding options for other chords.



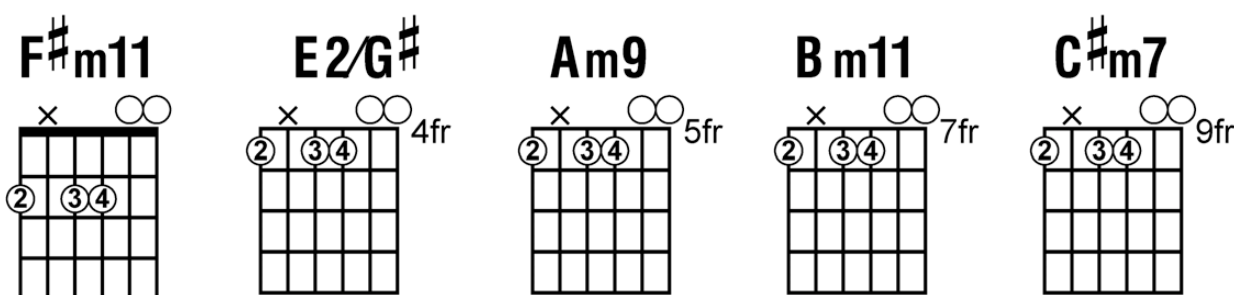
A2 Chord Shapes

Here are several chords that can be formed from an open A2 shape.



F#m11 Chord Shapes

Here are several chords formed from an F#m11 chord shape.



Experiment with your own chord forms. Find a chord form that you like that uses open strings and try moving it to various places on the neck. See what creative new sounds you can get from familiar chord forms!