

# Learn & Master GUITAR

with **Steve Krenz**

## LESSON BOOK

**LEGACY**  
LEARNING SYSTEMS



**Learn & Master**  
**GUITAR**  
*with Steve Krenz*

**LESSON BOOK**



[www.LearnAndMasterGuitar.com](http://www.LearnAndMasterGuitar.com)

© 2006 Legacy Learning Systems, Inc. All Rights Reserved

# Table of Contents

<b>SESSIONS</b>	<b>PAGE</b>
<b>1) Starting Off Right</b>	<b>2</b>
<i>String Names, Technique, Tuning, Finger Exercises, C &amp; G7 Chords</i>	
<b>2) Reading Music &amp; Notes on the 1st &amp; 2nd Strings</b>	<b>7</b>
<i>Music Reading, 1st &amp; 2nd String Notes &amp; Exercises</i>	
• Ode To Joy (CD #1 Tracks 2,3,4)	14
• Jingle Bells (CD #1 Tracks 5,6,7)	15
<b>3) Notes on the 3rd &amp; 4th Strings</b>	<b>16</b>
<i>Ties, Dots, Repeat Signs, Eighth Notes, 3rd &amp; 4th String Notes &amp; Exercises</i>	
• Yankee Doodle (CD #1 Tr. 8,9,10)	21
• When The Saints Go Marchin' In (CD #1 Tr. 11,12,13)	21
• Love Me Tender (CD #1 Tr. 14,15,16)	22
<b>4) Notes on the 5th &amp; 6th Strings</b>	<b>23</b>
<i>5th &amp; 6th String Notes &amp; Exercises, Sharps, Flats, Natural Signs, Am &amp; E Chords</i>	
• Minuet in C (CD #1 Tr. 17,18,19)	26
• Simple Gifts (CD #1 Tr. 20,21,22)	28
• The Star Spangled Banner (CD #1 Tr. 23,24,25)	29
• Minuet in G (CD #1 Tr. 26,27,28)	30
<b>5) Basic Open Chords</b>	<b>31</b>
<i>Open Chords &amp; Chord Exercises 1-3</i>	
• Morning Has Broken (CD #2 Tr. 2,3,4)	35
• America The Beautiful (CD #2 Tr. 5,6,7)	36
<b>6) Minor Seventh &amp; Suspended Chords</b>	<b>37</b>
<i>Minor Seventh &amp; Suspended Chords &amp; Strumming Patterns</i>	
• Scarborough Fair (CD #2 Tr. 8,9,10)	41
• Greensleeves (CD #2 Tr. 11,12,13)	42
• The Banana Boat Song (CD #2 Tr. 14,15,16)	42
<b>7) Barre Chords on the 6th String</b>	<b>43</b>
<i>Half-Steps &amp; Whole Steps, 6th String Barre Chords &amp; Exercises, Major Scales</i>	
• Home on the Range (CD #2 Tr. 17,18,19)	47
• Yellow Rose of Texas (CD #2 Tr. 20,21,22)	47
<b>8) Barre Chords on the 5th String</b>	<b>48</b>
<i>5th String Barre Chords &amp; Exercises, Keys &amp; Key Signatures, Parallel Major &amp; Minor</i>	
• Jamaica Farewell in F (CD #2 Tr. 23,24,25)	51
• Jamaica Farewell in G (CD #2 Tr. 26,27,28)	51
<b>9) The Secret to Great Strumming</b>	<b>52</b>
<i>Strumming Technique, Intervals &amp; Worksheets</i>	
• La Bamba (CD #3 Tr. 2,3,4)	55
• The Wabash Cannonball (CD #3 Tr. 5,6,7)	56
• Blues in E (CD #3 Tr. 8,9,10)	56
<b>10) Fingerstyle Guitar</b>	<b>57</b>
<i>Technique &amp; Exercises, Merle Travis &amp; Classical</i>	
• House of the Rising Sun (CD #3 Tr. 11,12,13)	61
• Canon in D (CD #3 Tr. 14,15,16)	62

<b>SESSIONS</b>	<b>PAGE</b>
<b>11) Pentatonic Scales</b>	<b>63</b>
<i>Pentatonic Scales, Forms &amp; Pentatonic Patterns</i>	
• A Minor Pentatonic Blues (CD #3 Tr. 17)	66
• G Major Pentatonic (CD #3 Tr. 18)	66
• Around the Pentatonic World (CD #3 Tr. 19)	66
<b>12) Advanced Chords</b>	<b>67</b>
<i>Two Chords, Major 7th Chords, Minor 11th Chords, Exercises &amp; Chord Substitution</i>	
• Rockin' (CD #3 Tr. 20)	70
• Suspended Smooth (CD #3 Tr. 21)	70
• Acoustic Groove (CD #3 Tr. 22)	70
<b>13) Playing the Blues</b>	<b>71</b>
<i>Blues Scale, Minor Pentatonic with Blues Notes, Blues Chord Progression, Triads &amp; Worksheets</i>	
• C Jam Blues (CD #4 Tr. 2,3)	75
• Johnny's E Blues (CD #4 Tr. 4,5)	75
<b>14) Giving Your Playing Some Style</b>	<b>76</b>
<i>Sliding, Bends, Hammer-ons, Pull-offs, Tapping &amp; Harmonics</i>	
• Bending the Blues (CD #4 Tr. 6)	78
• Jazz Octaves (CD #4 Tr. 7)	79
• The Funky Mute (CD #4 Tr. 8)	79
<b>15) Electric Guitars-The Heart of Rock &amp; Roll</b>	<b>80</b>
<i>Power Chords, Chicken Pickin', Country Bends, Arpeggios, Sliding 4ths, Harmonized Major Scale</i>	
• Power Chord Rock (CD #4 Tr. 9)	84
• Power Riffs (CD #4 Tr. 10)	84
<b>16) Advanced Strumming</b>	<b>85</b>
<i>16th Notes, Strumming &amp; Exercises</i>	
• Rolling Along (CD #4 Tr. 11)	87
• A Little Bit Rocky (CD #4 Tr. 12)	88
• Electric Funk (CD #4 Tr. 13)	88
<b>17) Going Beyond the First Position</b>	<b>89</b>
<i>3 Note on a String scales, Seventh Chords</i>	
• Triplet Scale Practice (CD #5 Tr. 2,3,4)	91
• Pop Ballad Groove (CD #5 Tr. 5)	92
• ZZ Shuffle (CD #5 Tr. 6)	92
<b>18) Jazz</b>	<b>93</b>
<i>Jazz Chords &amp; Chord Progressions</i>	
• All of Me (CD #5 Tr. 7)	96
• On Green Dolphin Street (CD #5 Tr. 8)	97
• As Time Goes By (CD #5 Tr. 9)	97
<b>19) Soloing</b>	<b>98</b>
<i>Soloing Techniques &amp; Ear Training</i>	
• Ear Training Exercises (CD #5 Tr. 10,11,12)	99
• Stevie's Groove (CD #5 Tr. 13)	100
• Every Breath (CD #5 Tr. 14)	101
<b>20) All the Chords You Need To Know</b>	<b>102</b>
<i>Chord Formulas, Abbreviations &amp; Inversions</i>	
• Chord Exercises 1 & 2 (CD #5 Tr. 15,16)	104
• Friend (CD #5 Tr. 17)	105
• Funky Groove (CD #5 Tr. 18)	105
• Dancing on the Ceiling (CD #5 Tr. 19)	106

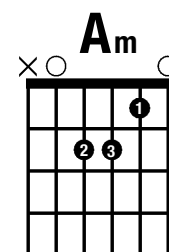
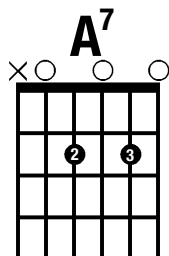
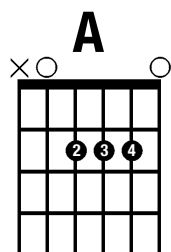
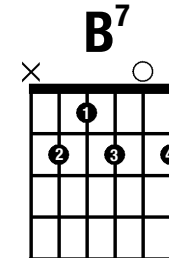
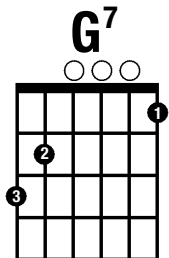
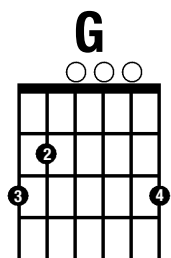
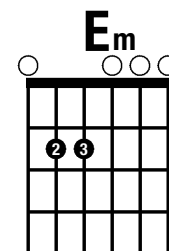
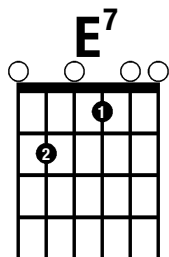
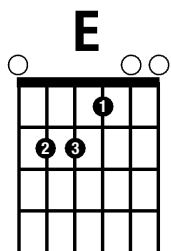
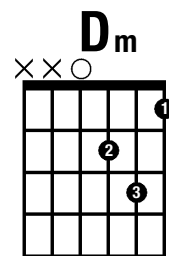
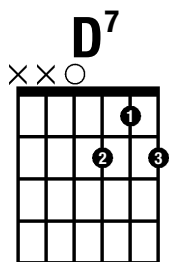
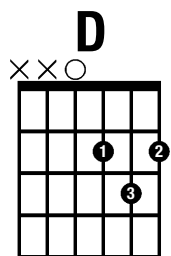
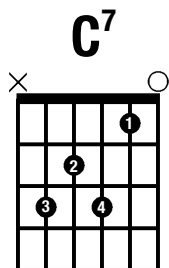
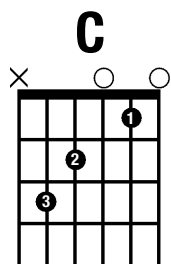
# SESSION 5 - Basic Open Chords



Estimated Time to Learn These Concepts - 3 Weeks


*Being good is not about playing fast, it's about thinking fast.*


~ Anonymous





# Basic Open Chord Exercises - 1


## Learning the C, G7, Am, E, & Dm chords

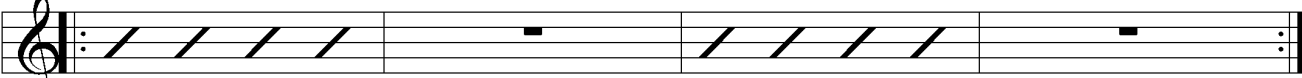
**C**  
  
*This chord uses 5 strings.*


**G7**  
  
*This chord uses 6 strings.*


1.   
*Strum chord for each beat.*

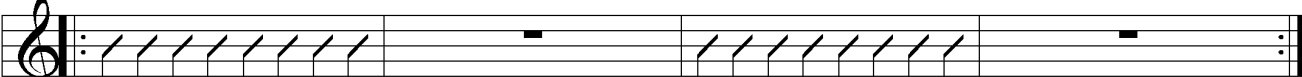
**Am**  
  
*5 string chord*


**E**  
  
*6 string chord*


2. 


**C**  



**Am**  



3.   
*Strum chord down & up for each eighth note pair.*

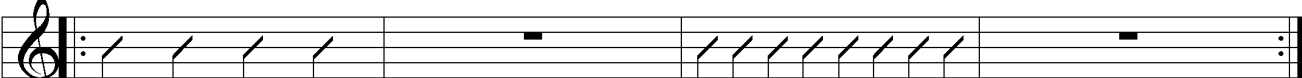
**Am**  



**Dm**  
  
*4 string chord*


4. 


**Dm**  



**G7**  



5. 

**C**  


**Am**  


**Dm**  


**G7**  


6. 

# Basic Open Chord Exercises - 2

## Learning the G, D7, Em, & B7 chords

**1.** **G** 6 string chord **D7** 4 string chord

**2.** **C** **D7**

**3.** **B7** 5 string chord **Em** 6 string chord

*Use your finger tips to get all of the notes to sound properly.*

**4.** **Am** **B7**

**5.** **G** **Em**

*Watch your rhythm carefully!*

**6.** **G** **D7** **Em** **B7**

# Basic Open Chord Exercises - 3

## Learning the D, C7, A, A7 & E7 chords

1. **D** 4 string chord      **A** 5 string chord

2. **C7** 5 string chord      **A7** 5 string chord

3. **Em**      **A7**      **Em**      **B7**

4. **A**      **D**      **E**      **E7** 6 string chord


5. **G**      **Em**      **C7**      **D7**

6. **C**      **Dm**      **Am**      **G7**

*Change chords quickly to not break the rhythm.*

# Session 5 Assignment

- Memorize the Basic Open Chord Forms. (page 31)
- Play through Basic Chord Exercises 1, 2 & 3. (pages 32-34)
- Play Morning Has Broken, both notes and chords. (page 35)
- Play America the Beautiful. (page 36)

 **Jam Along CD #2**  
**Track 2 - Slow Version**  
**Track 3 - Medium Version**  
**Track 4 - Fast Version**

## Morning Has Broken

The musical score for "Morning Has Broken" is presented in four systems, each on a single staff in treble clef with a 3/4 time signature. Chord diagrams are placed above the notes they accompany. The first system contains four measures with chords C, Dm, G, and Dm. The second system contains four measures with chords C, Em, Am, and D7; the first measure is labeled "Stay on C chord". The third system contains five measures with chords G, C, Dm, C, and Am; the second measure is labeled "Stay on Dm". The fourth system contains six measures with chords D, G, C, Dm, G7, and C.




**Jam Along CD #2**  
**Track 5 - Slow Version**  
**Track 6 - Medium Version**  
**Track 7 - Fast Version**

# America The Beautiful

**Key Signature = F#**  
**All F's are sharpened throughout  
the whole song.**


Samuel A. Ward

**G** **D7**




O beau - ti - ful for spa - cious skies, For am - ber waves of

**G** **D7**




grain. — For pur - ple moun - tains maj - es - ties A -

**E7** **A7** **D7** **G**




bove the fruit - ed plain. A - mer - i - ca A -

**D** **D7** **Am** **D7** **G**



mer - i - ca God shed His grace on thee. — And

**C** **G** **Am** **D7** **G**



crown thy good with broth - er - hood from sea to shin - ing sea.



[www.LearnAndMasterGuitar.com](http://www.LearnAndMasterGuitar.com)

**LEGACY**  
LEARNING SYSTEMS